



Clovis Community College

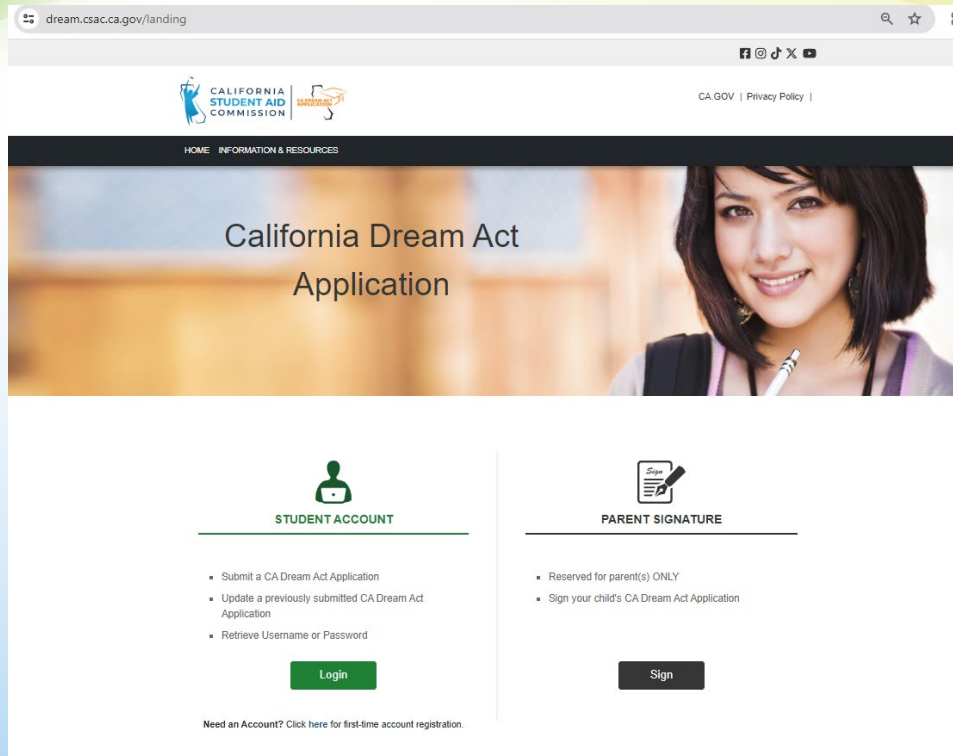


2024-2025 Financial Aid Workshop



STATE CENTER
COMMUNITY COLLEGE DISTRICT

Applying for Financial Aid- California Dream Act Application (CADAA)



Undocumented Students,
Eligible for AB540

dream.csac.ca.gov

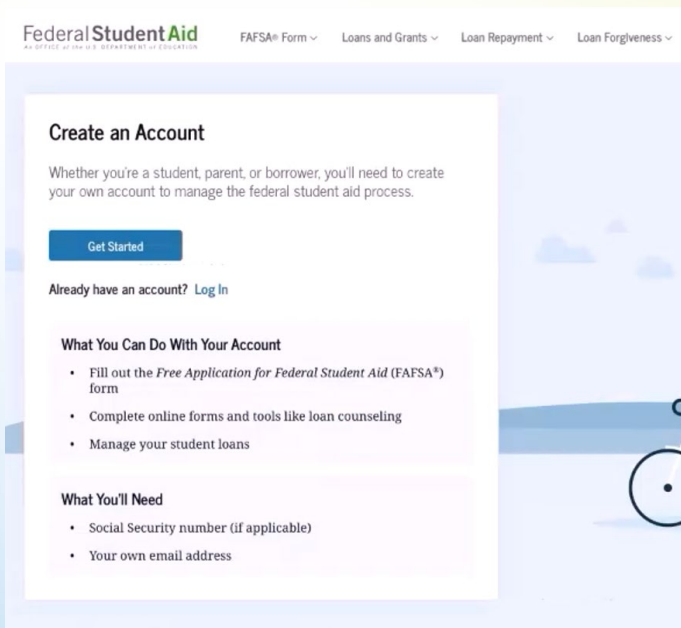
Students will be prompted to create an account. Parents will request a PIN at the end of the application.

Starting 24-25, students will be able to submit their AB540 through the CADAA. More information may still be requested by the college.

Priority deadline April 2, 2024.

Applying for Financial Aid- FAFSA Application

STEP 1: FSA ID



Federal Student Aid
An OFFICE OF THE U.S. DEPARTMENT OF EDUCATION

FAFSA® Form ▾ Loans and Grants ▾ Loan Repayment ▾ Loan Forgiveness ▾

Create an Account

Whether you're a student, parent, or borrower, you'll need to create your own account to manage the federal student aid process.

[Get Started](#)

Already have an account? [Log In](#)

What You Can Do With Your Account

- Fill out the *Free Application for Federal Student Aid (FAFSA®)* form
- Complete online forms and tools like loan counseling
- Manage your student loans

What You'll Need

- Social Security number (if applicable)
- Your own email address

STEP 2: FAFSA



studentaid.gov/h/apply-for-aid/fafsa

An official website of the United States government.

Help Center Submit a Complaint English | Español

Federal Student Aid
An OFFICE OF THE U.S. DEPARTMENT OF EDUCATION

FAFSA® Form ▾ Loans and Grants ▾ Loan Repayment ▾ Loan Forgiveness ▾

Complete the FAFSA® Form

Use the *Free Application for Federal Student Aid (FAFSA®)* form to apply for financial aid for college or graduate school.

[Start Here](#)

New to the FAFSA® Process?

Completing the FAFSA form is free. Fill it out now.

Returning User?

[Correct info](#) | [Add a school](#)

[View your Student Aid Report \(SAR\)](#)

[Log In](#)

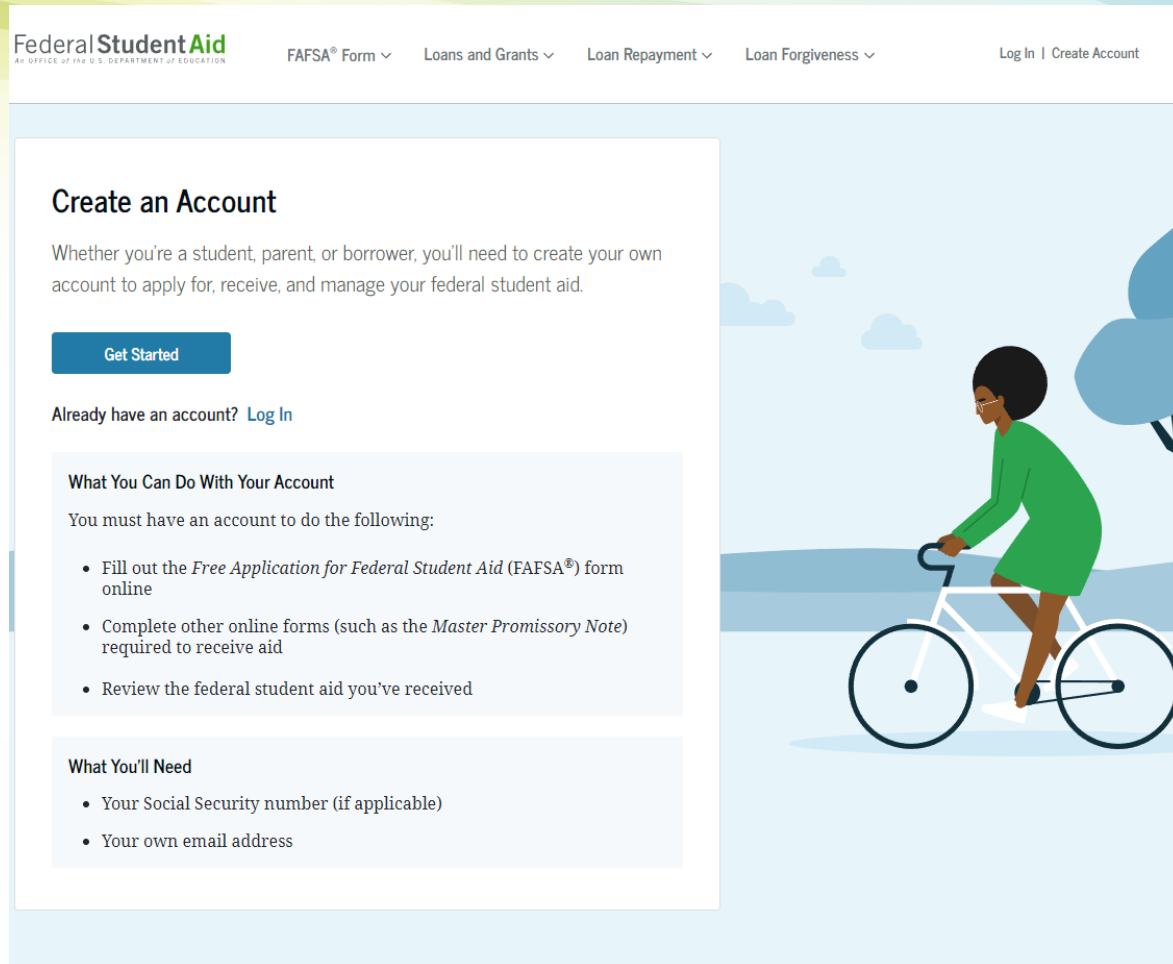
FAFSA® Announcements

FAFSA Application US Citizens and Permanent Residents

FSA ID Requirements

An FSA ID is mandatory to access and fill out the FAFSA.

Even parents without a Social Security Number will need to create an FSA ID to access the form and complete their section.



The screenshot shows the Federal Student Aid website interface. At the top, the logo for Federal Student Aid is displayed, along with navigation links for FAFSA Form, Loans and Grants, Loan Repayment, Loan Forgiveness, and Log In | Create Account. The main content area is titled "Create an Account" and includes a "Get Started" button and a link for users who already have an account. Below this, there are two sections: "What You Can Do With Your Account" and "What You'll Need".

Federal Student Aid
AN OFFICE OF THE U.S. DEPARTMENT OF EDUCATION

FAFSA® Form ▾ Loans and Grants ▾ Loan Repayment ▾ Loan Forgiveness ▾ Log In | Create Account

Create an Account

Whether you're a student, parent, or borrower, you'll need to create your own account to apply for, receive, and manage your federal student aid.

[Get Started](#)

Already have an account? [Log In](#)


What You Can Do With Your Account

You must have an account to do the following:

- Fill out the *Free Application for Federal Student Aid* (FAFSA®) form online
- Complete other online forms (such as the *Master Promissory Note*) required to receive aid
- Review the federal student aid you've received

What You'll Need

- Your Social Security number (if applicable)
- Your own email address



Contributors

Dependent students are required to invite their parents to be a 'Contributor.'

Students cannot fill out this information on behalf of their parents. If parents filed taxes separately, **both parents** will need an FSA ID.

The Financial Aid Office can no longer accept paper signature pages.

The screenshot shows the FAFSA 2024-25 interface for Student Raya Tran. The page is titled "Invite Parents to your FAFSA Form" and includes a progress bar with steps: Personal Circumstances, Demographics, Financials, Colleges, and Signature. A blue box states: "You will need to provide information for your parents. Based on your answers in the previous section, you'll need to provide information about both of your parents on your FAFSA form. You can invite your family members to your form to help you complete all required sections." Below this, it says: "Enter names of parents, identified on the prior page, and we'll send electronic requests on your behalf." A note reads: "Please make sure to provide information that your parents would use to login to StudentAid.gov." The form contains two columns for "Parent" and "Parent Spouse". Each column has fields for First Name, Last Name, Date of Birth (Month, Day, Year), and Social Security Number (SSN). There are checkboxes for "My parent doesn't have a SSN". Below these fields are "Email Address" and "Confirm Email Address" fields. At the bottom of each column is an "Invite Parent" button. At the bottom of the page are "Previous" and "Continue" buttons.

Consent & Approval for Federal Tax Information (FTI)

Students and parents must provide consent and approval for the Department of Education to retrieve their tax records.

Even if there are no tax records, consent must be given or the student will be **ineligible for federal aid.**

Summary

Your consent and approval is needed to retrieve and disclose federal tax information (FTI). With your consent and approval, we can obtain tax return information automatically from the IRS to help you complete the FAFSA® form. If you don't provide consent and approval, you will not be eligible for federal student aid, including grants and loans. You must provide consent and approval even if you didn't file a U.S. federal tax return or any tax return at all.

- Get your 2022 tax return information for the 2024–25 FAFSA form.
- Tax return information is required to complete the FAFSA form.
- FTI is used to determine your eligibility for federal student aid.

By accepting below, I consent to the disclosure of information about me, as described below, and further affirmatively approve of the receipt and use of my Federal tax information (FTI) and to the U.S. Department of Education. I consent to and affirmatively approve of the receipt and use of my Federal tax information (FTI) and to the U.S. Department of Education. I consent to and affirmatively approve of the receipt and use of my Federal tax information (FTI) and to the U.S. Department of Education.

1. The U.S. Department of Education (ED) will use your Federal tax information (FTI) to determine your eligibility for Federal Student Aid (FAFSA®) form.

The Student Will Be Ineligible for Federal Student Aid

You did not agree to the terms on this page. The student will not be eligible for federal student aid, including grants and loans, if you don't agree to the terms.


Select "Provide Consent" to provide your consent.

Application Timeline & Deadlines

FAFSA Forms are deleted after 45 days of inactivity, if not fully submitted.

Going to a CSU or UC? Submit by April 2, 2024.

Going to a California Community College?
Submit by September 2, 2024. The earlier, the better!



CCC Workshop Dates



Scan QR code for
more information
about workshops.

| DATE | TIME | LOCATION |
|--------------------------------------|----------|--------------------------|
| Monday, January 22 nd | 3pm-6pm | Zoom |
| Wednesday, February 14 th | 9am-12pm | Zoom |
| Saturday, March 2 nd | 10am-2pm | Clovis Community College |
| Thursday, March 21 st | 3pm-6pm | Zoom |
| Tuesday, April 2 nd | 2pm-6pm | Zoom |

Contact Information

Clovis Community College Financial Aid Office

Website: <https://www.cloviscollege.edu/financialaid>

Monday-Thursday: 8am-6pm & Friday: 8am-5pm

financialaid@cloviscollege.edu

(559)325-5239


Appointments available, or walk-ins welcome! 😊



**Scan QR code for
Financial Aid
webpage.**

Let's Get Started!

OR



**US Citizens & Permanent Residents:
FAFSA.gov**

**Undocumented, Eligible for AB540:
Dream.csac.ca.gov**



Clovis Community College is the college of choice for academic excellence, innovation, and student achievement.